

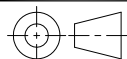


NOTE: ALL SERIES 500 PVC HEAD "dia"  
PUMPS ARE SUPPLIED WITH (3)-1"  
MOUNTING SPACERS TO INSURE  
ACCESS TO SUCTION VALVES.

<small>THIS DOCUMENT CONTAINS PROPRIETARY INFORMATION OF PSG - A DOVER COMPANY. ITS RECEIPT AND POSSESSION DO NOT CONVEY ANY RIGHTS TO REPRODUCE OR DISCLOSE ITS CONTENTS OR TO MANUFACTURE, USE OR SELL ANYTHING IT MAY DESCRIBE. THIS DOCUMENT IS SUBJECT TO RETURN UPON REQUEST. REPRODUCTION, DISCLOSURE OR USE OF THIS DOCUMENT WITHOUT THE WRITTEN AUTHORIZATION OF DOVER CORPORATION IS STRICTLY FORBIDDEN.</small>		<b>DO NOT SCALE DRAWING</b> UNLESS OTHERWISE SPECIFIED DIMENSIONS ARE IN INCHES TOLERANCES ARE: DECIMALS .XX ± .01 .XXX ± .005 ANGLES ± 1/2°		  NEPTUNE PUMPS GRAND TERRACE, CA 92313 USA 909 424-7100 WWW.NEPTUNE1.COM	
THIRD ANGLE PROJECTION				TITLE <b>SERIES 500 "dia" DUPLEX PUMP PVC HEAD WITH STANDARD MOTOR</b>	
DRAWN BY GL	DATE	SIZE C	DRAWING NO. 500-D-N5	REV. .	
APPROVED BY	DATE	SCALE 1/1	SHEET 1		